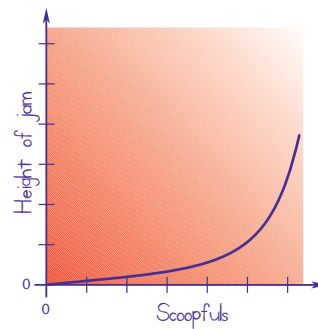
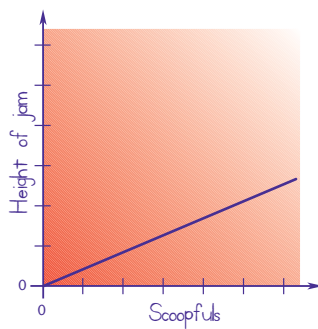
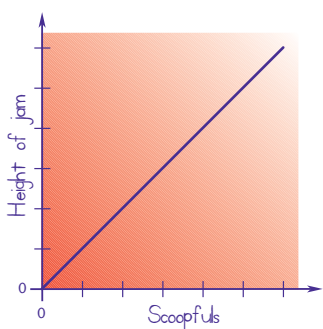


Jam Jars

You need: square grid paper

ACTIVITY

Suzi is making plum jam. She uses a scoop to pour the jam into the jars. The following graphs show the height of the jam in each of these jars after each scoopful:



1. Below are 5 jars and 5 graphs. Match each graph with its appropriate jar.

i.



ii.



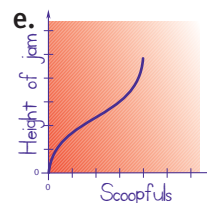
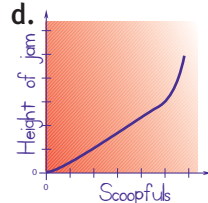
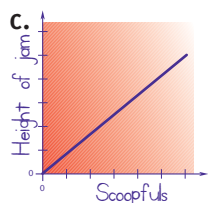
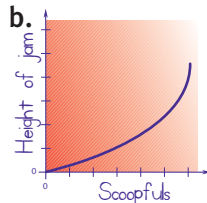
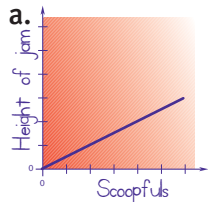
iii.



iv.



v.



2. Sketch graphs for the following jars.

a.



b.



c.



d.



e.

